

Automating Research Data Workflows

GlobusWorld 2018

Rachana Ananthakrishnan
rachana@globus.org






Data replication

Recurring transfers
with sync option



Copy /ingest
Daily @ 3:30am



- **For backup: initiated by user or system back up**
- **Automated transfer of data from science instrument**

Staging data with compute jobs

- **Stage data in or out as part of the job**
- **Transfer task is submitted when the job is run**
 - Endpoint might not be activated at that time
- **Two approaches:**
 - User adds directives to job submission script
 - An application manages staging of data for user



Automation from portals/gateways

- **Portal/science gateway submits a transfer of compute results as the user**
- **Portal/science gateway monitors users transfer, and initiates processing or backup of data.**



Relevant Platform Capabilities

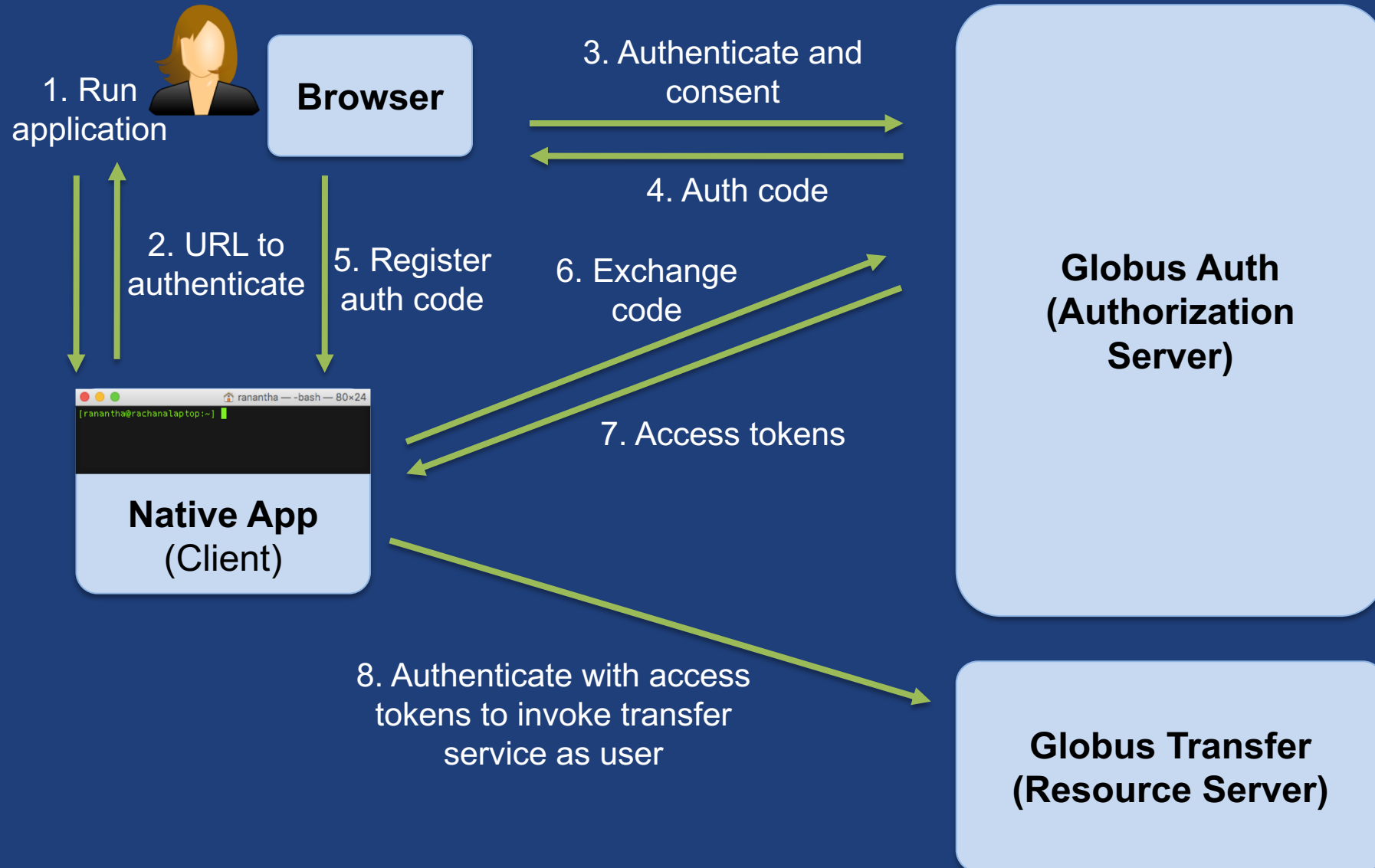


Native apps

- **Examples (any client that cannot keep a secret)**
 - Command line, desktop apps
 - Mobile apps
 - Jupyter notebooks
- **Native app is registered with Globus Auth**
 - Not a confidential client
- **Native App Grant is used**
 - Variation on the Authorization Code Grant
- **Globus SDK:**
 - To get tokens: `NativeAppAuthClient`
 - To use tokens: `AccessTokenAuthorizer`



Native App grant



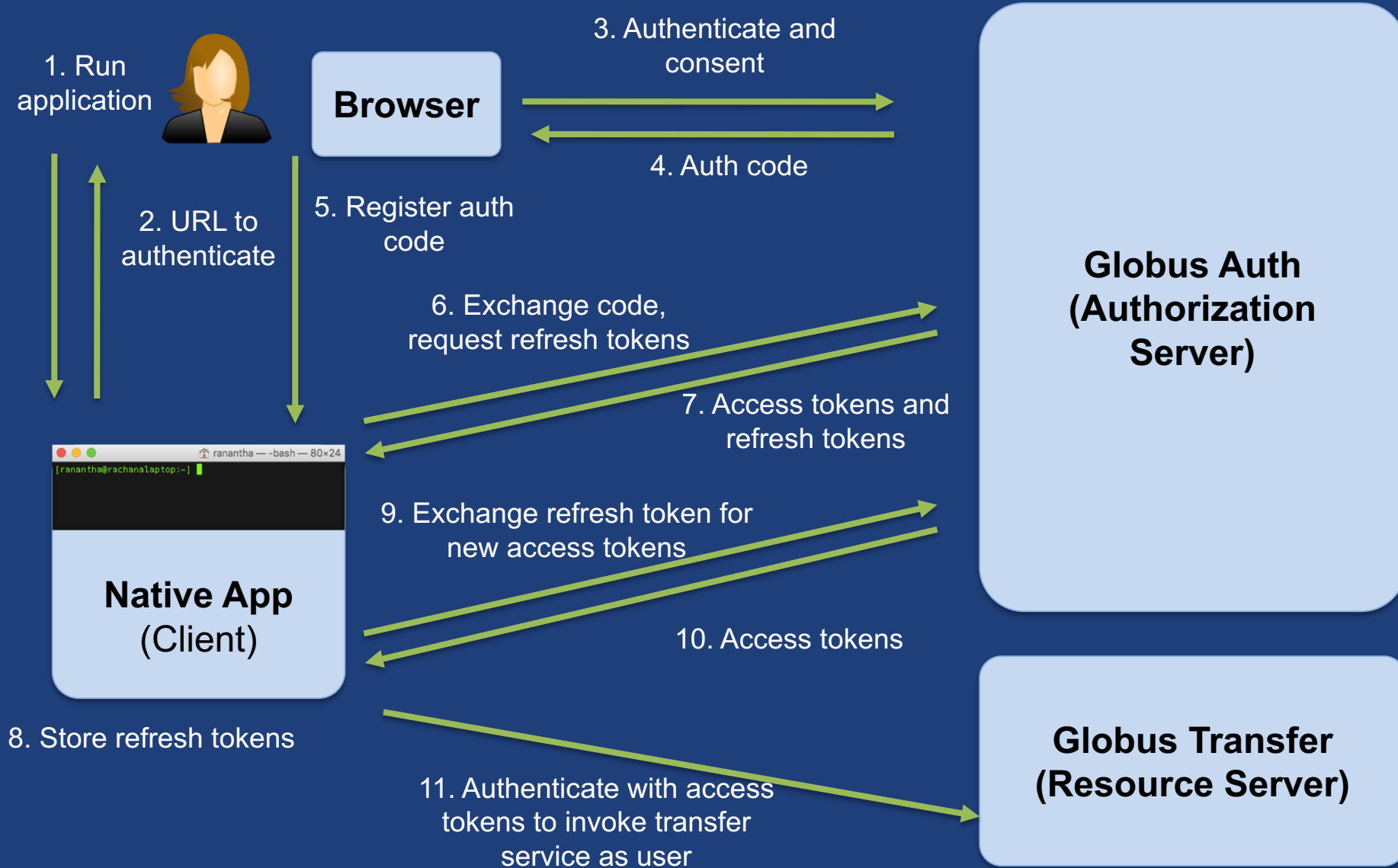


Refresh tokens

- **For “offline services”**
 - e.g., transfer working on your behalf even when you are offline
- **Refresh tokens issued to client, in particular scope**
- **Client uses refresh token to get access token**
- **Refresh token good for 6 months after last use**
- **Consent rescindment revokes resource token**
- **Globus SDK:**
 - To get token: ConfidentialAppClient or NativeAppClient
 - To use tokens: RefreshTokenAuthorizer



Refresh tokens



Native App/Refresh Tokens Sample Code

github.com/globus/native-app-examples

- **See README for installation**
- **`./example_copy_paste.py`**
 - Copy paste code to the app
- **`./example_copy_paste_refresh_token.py`**
 - Stores refresh token locally, uses it to get new access tokens



Using Globus CLI for automation



Globus CLI

- **It's a native application distributed by Globus**
- **Easy install and updates**
- **Command “globus login” gets access tokens and refresh tokens**
 - Stores the token locally (~/.globus.cfg)
- **All interactions with the service use the tokens**
 - Tokens for Globus Auth and Transfer services
- **Command *globus logout* deletes those**
- **See <https://docs.globus.org/cli/examples/>**

UUIDs everywhere

- **UUIDs for endpoint, task, user identity, groups..**
 - Use search/list options
 - `get-identities` for identity username to UUID
- *\$ globus endpoint search "Globus Tutorial Endpoint"*
- *\$ globus task list*
- *\$ globus get-identities rachana@globus.org*



Batch Transfers

- A transfer task can only be from one source to one destination, but can have any number of files
- Provide input from local files
- Move files listed in files.txt from Tutorial Endpoint 1 to Tutorial Endpoint 2
 - *\$ globus transfer \$sep1:/share/godata/ \$sep2:~/ \ --batch --label "CLI Batch" < files.txt*

Submission commands

- **Safe resubmissions**
 - Applies to all tasks (transfer and delete)
 - Get a task UUID, use that in submission
 - `$ globus task generate-submission-id`
 - `--submission-id` option in transfer
- **Task wait**
 - useful for scripting conditional on transfer task status

Parsing CLI output

- **Default is text**

- \$ *globus endpoint search --filter-scope my-endpoints*

- **JSON: --format JSON**

- \$ *globus endpoint search --filter-scope my-endpoints --format JSON*

- **Extract specific : --jmespath <expression>**

- \$ *globus endpoint search --filter-scope my-endpoints --jmespath 'DATA[0].[id, display_name]'*

Turn off notifications

- **Turn off emails sent for the task**
- **Useful when an application manages tasks for a user**
- **All notifications can be turned off:**
 - *--notify off*
- **Select type of notification to turn off:**
 - *--notify failed, inactive*

Permission management

- **Set and manage permissions on shared endpoint**
- **Need access manager role**
- *\$ globus endpoint permission create --permissions r --identity greg@globus.org \$share:/forGreg/*
- *\$ globus endpoint permission list \$share*
- *\$ globus endpoint permission delete \$share 9edd3956-4736-11e8-8ed2-0a6d4e044368*



Automation with CLI

- **A script that uses the CLI to transfer data repeatedly via task manager/cron**
 - Interactions are as user: both for data access and to Globus services
- **CLI commands used in the job submission script**
 - CLI is installed on head node
 - User runs "globus login", the tokens are stored in user's home directory
 - Tokens accessible when the job runs and submits stage in or stage out tasks
 - Use the `--skip-activation-check` to submit the task even if endpoint is not activated at submit time



Automation with portals

- **Portal needs to act as the user**
- **User grants “offline” access to the portal**
 - Refresh tokens are obtained for each user by the portal and stored
 - The portal’s client id and secret, and refresh tokens are needed to obtain new access tokens
 - Typically state maintained in the portal about transfer initiated or to be managed (task id)



Walkthrough

- Sample script that use sync option to transfer files between endpoints

<https://github.com/globus/automation-examples/blob/master/cli-sync.sh>

- Sample app that uses Python SDK for the same

https://github.com/globus/automation-examples/blob/master/globus_folder_sync.py

Support resources

- **Globus documentation: docs.globus.org**
- **Sample code: github.com/globus**
- **Helpdesk and issue escalation: support@globus.org**
- **Customer engagement team**
- **Globus professional services team**
 - Assist with portal/gateway/app architecture and design
 - Develop custom applications that leverage the Globus platform
 - Advise on customized deployment and integration scenarios



Join the Globus community

- Access the service: globus.org/login
- Create a personal endpoint: globus.org/app/endpoints/create-gcp
- Documentation: docs.globus.org
- Engage: globus.org/mailing-lists
- Subscribe: globus.org/subscriptions
- Need help? support@globus.org
- Follow us: [@globusonline](https://twitter.com/globusonline)